




JOB ASSIGNMENT & COMPLETION REPORT



Prepared by
Jason Budd

Date
November 15th 2021

Site Ref
13160

Site Name
St Peter's Church - 13160 +
CHESHIRE,

1. HEALTH & SAFETY & HYGIENE

Ref	Name	Answer	Comments
1.1	Confirm that you have reviewed and accepted the RAMS (including any 'specific' or 'special' RAMS) for this activity? If NOT, you must STOP and do that before continuing.	Yes	<p>Standard RAMS (and 'specific' RAMS such as 'working with a cherry picker') are commonly applicable to our AS sites.</p> <p>If 'special' RAMS have been created for this JOB, please check the 'internal notes' on your APP and you must review these 'special' RAMS for the work required before you start work.</p> <p>Each member of a 'TEAM JOB' must do this.</p> <p>If you believe the standard, specific or special RAMS are not appropriate or sufficient for this site, you must comment here and review your safety in continuing this work.</p> <p>If you answer YES to this question, you are confirming your RAMS are sufficient, complete and you have reviewed them, understand them and will comply with them.</p>
1.2	If you have any observations regarding the RAMS and H&S&H on this site, please take photo's and add comments...	Yes	No catch board on bottom of pendulum box Customer has been made aware and will look into getting one fitted



Ref # 1.2



Ref # 1.2



Ref # 1.2

2. Photo Of Progress And/Or Completed JOB

Ref	Name	Answer	Comments
2.1	Take progress photographs. (and at the end of each day, if the JOB is over multiple days)	Yes	<p>On arrival on site the clock was running although disconnected from dial works as left by previous engineer</p> <p>We tested the dial works and they appeared to run quite smoothly with only a very small amount of friction both from the dial bar and at the face itself (turning the hands)</p> <p>The hands came off relatively easily, however when it came to withdraw the dial works we found we had to dismantle the central section of the clock</p> <p>With the weights lowered to a safe position we took the central section out of the cage clock</p> <p>Then we could remove the dial works</p> <p>Our findings are as follows</p> <p>There is a large split along the full length of the hour pipe</p> <p>The minute spindle is heavily corroded at the hand end and was difficult to withdraw from the hour tube. Once removed from the hour pipe, it couldn't be put back due to the amount of corrosion.</p> <p>The dial bar itself had a roller bearing instead of a brass bush, this itself has corroded and doesn't spin freely (replace with brass bush)</p> <p>The bush in the dial face appears to be in good condition, it will require cleaning and greasing on our return visit.</p> <p>The aperture through the wall that the dial works are fed out to the dial was filled with dust and nesting material. So much so that once the dial works we're out it was impossible to put them back through the dial. This has subsequently been cleared out ready for our return visit.</p> <p>The customer has been shown our findings and is aware that we have taken the dial works and hands off site to be returned to Derby works for assessment and repairs</p> <p>Also of note is the condition of the dial and frame surround</p> <p>The dial has suffered from the weather and the paint is starting to discolour and flake, the gold on the dial itself appears to be in good condition for its age. The frame around the dial is Oak and has rotted away on the bottom right of the dial, also on the bottom of the dial.</p> <p>The lead flashing on top of the dial is in good condition, but some of the mortar holding it in place has started to come out. (SEE PHOTOS)</p> <p>A full take down and restore in the workshop would be required to get this dial back to its best, something I haven't discussed with the customer.</p> <p>All tools, materials and rubbish were removed from site at the end of the day.</p>



15 Nov 2021 10:30

Ref # 2.1



15 Nov 2021 10:30

Ref # 2.1



15 Nov 2021 10:30

Ref # 2.1



15 Nov 2021 10:30

Ref # 2.1

2. Photo Of Progress And/Or Completed JOB (Cont.)



15 Nov 2021 10:31

Ref # 2.1



15 Nov 2021 10:31

Ref # 2.1



15 Nov 2021 10:31

Ref # 2.1



15 Nov 2021 10:31

Ref # 2.1



15 Nov 2021 10:34

Ref # 2.1



15 Nov 2021 10:34

Ref # 2.1



15 Nov 2021 10:34

Ref # 2.1




15 Nov 2021 10:35

Ref # 2.1



15 Nov 2021 10:35

Ref # 2.1



15 Nov 2021 10:35

Ref # 2.1



15 Nov 2021 11:08

Ref # 2.1




15 Nov 2021 11:08

Ref # 2.1



15 Nov 2021 11:14

Ref # 2.1



15 Nov 2021 11:48

Ref # 2.1




15 Nov 2021 11:48

Ref # 2.1



15 Nov 2021 11:48

Ref # 2.1



15 Nov 2021 12:02

Ref # 2.1



15 Nov 2021 12:07

Ref # 2.1



15 Nov 2021 12:07

Ref # 2.1



15 Nov 2021 12:07

Ref # 2.1

2. Photo Of Progress And/Or Completed JOB (Cont.)



15 Nov 2021 12:08

Ref # 2.1



15 Nov 2021 12:08

Ref # 2.1



15 Nov 2021 12:08

Ref # 2.1



15 Nov 2021 12:14

Ref # 2.1



15 Nov 2021 13:46

Ref # 2.1



15 Nov 2021 13:48

Ref # 2.1



15 Nov 2021 13:48

Ref # 2.1



15 Nov 2021 13:49

Ref # 2.1



15 Nov 2021 13:49

Ref # 2.1



15 Nov 2021 13:50

Ref # 2.1




15 Nov 2021 13:58

Ref # 2.1



15 Nov 2021 13:59

Ref # 2.1




15 Nov 2021 13:59

Ref # 2.1




15 Nov 2021 14:09

Ref # 2.1




15 Nov 2021 14:17

Ref # 2.1




15 Nov 2021 14:17

Ref # 2.1




15 Nov 2021 14:17

Ref # 2.1



15 Nov 2021 14:17

Ref # 2.1



15 Nov 2021 14:17

Ref # 2.1



15 Nov 2021 14:18

Ref # 2.1

2. Photo Of Progress And/Or Completed JOB (Cont.)



15 Nov 2021 14:18

Ref # 2.1



15 Nov 2021 14:18

Ref # 2.1



15 Nov 2021 14:37

Ref # 2.1



15 Nov 2021 14:37

Ref # 2.1



15 Nov 2021 14:39

Ref # 2.1

3. JOB COMPLETE - CMR TO ADD?

Ref	Name	Answer	Comments
3.1	If you have identified a CMR opportunity on this JOB, tell us more here with great photo's:		

4. Job Completion/Signatures

Ref	Name	Answer	Comments
4.1	If possible, acquire a completion signature from the customer/client representative		

Declaration

The work has been completed to my satisfaction.

Signed by the _____

Signature _____

Print Name _____

Date / /

Signed by the
Signature
Print Name
Date	/ /

Terms and Conditions

To review the current Terms & Conditions of Smith of Derby Limited, please review these on the company website at www.smithofderby.com