



MULTI-SENSORY

Using all our senses to explore Holy Week and Easter

Ideal for those who run Messy Church style events Multi-sensory Easter provides a variety of activities which use all the senses to explore the Easter story as recorded in Mark's Gospel.



WHAT'S IN THE BAG?

Exploring Holy Week

You will need:

5 bags (paper or fabric)

Different items to represent some of the events of Holy Week for example;

Palm Leaves (Palm Sunday Mark 11:7-9)

Breadcrumbs (Maundy Thursday Mark 14:22-24)

Soil (Garden of Gethemame Mark 14:32-35)

Vinegar (Jesus on the Cross Mark 15:23)

Stones (The Empty Tomb Mark 16:4)

1 copy of each section of the Bible (as listed above), printed

How to use it:

Place each of the different items in a bag. The children have to guess what is in each bag and which event of Holy Week the item represents, however for each of the bags they must use a different one of their senses to help them guess.

Palm leaves - touch

Breadcrumbs - taste

Soil - sight

Vinegar - smell

Stones - sound

Ask the children to match the printed Bible verses with each item in the bags as they go along.



SOUND | TOUCH | TASTE | SMELL



FLOWER PLAY DOUGH

The Garden of Gethsemane - Mark 14:32

They went to a place called Gethsemane, and Jesus said to his disciples, "Sit here while I pray."

You will need:

125g plain flour

250ml water

4 tbsp salt

2 tsp cream of tartar

A couple of drops of red food colouring

A couple of drops of rose water

Real flower petals



Method:

1) Put all the ingredients in a pan and mix together.

2) Place on the hob over a medium heat and keep stirring until a ball is formed. It will look like the corner picture.

3) Take the dough out of the pan and leave it to cool on some parchment paper.

4) Once cool enough to touch knead the dough into a small ball.

5) Take the petals and fold them into the dough.




How to use it:

Encourage the children to use the play dough to create things you would find in a garden.

Jesus went to the Garden of Gethsemane to pray. How do you think he would have been feeling?

Jesus prayed for God's will to be done (Mark 14:36). What kind of things do you pray about? Would some of these things using the play dough.

SIGHT | TOUCH | SMELL



TEXTURED CROSS

Jesus on the cross - Mark 15:25-26

It was nine in the morning when they crucified him. The written notice of the charge against him read: THE KING OF THE JEWS.

You will need:

Cardboard crosses

Different string, yarn, wool and thread

Beads

Glue

Tape

Other interesting texture pieces

Method:

1) Wrap and stick the different materials around the cross.


How to use it:

If you have not already heard it, make sure the children are familiar with the Easter story. You could have some children's Bibles available for reference. Ask the children to select different textured items to wrap around or stick onto their cardboard cross. They can choose things that they feel represent different elements of the Easter story, e.g. rough sandpaper for Jesus' suffering, red yarn for Jesus' blood, orange and yellow ribbon for the sunrise on the third day. Alternatively, choose things that represent their personal feeling about the story, e.g. blue beads for tears of sadness, etc.

Encourage the children to use the textures and colours on the their cross to help them recall the story.

SIGHT | TOUCH





MARBLE PAINTING

The stone rolled away - Mark 16:4

But when they looked up, they saw that the stone, which was very large, had been rolled away.

You will need:

A container, such as a tin or box

Paper

Paint

Marbles

Method:

1) Place the paper inside the container, add some blobs of paint and some marbles

2) Shake the container; the marbles hitting the sides will make a loud noise


How to use it:

On the third day, the women came to anoint Jesus' body, but found the stone rolled away from the entrance of the tomb.

As the children shake the container, they must think about, and answer the following question without allowing themselves to become confused by the noise of the marbles:

How would they (personally) have felt to see the stone rolled away?

See how the art that has been created is a little messy; a bit like the confused thoughts of the women at the tomb!



SIGHT | SOUND



SURPRISE CUPCAKE

The empty tomb - Mark 16:5-8

"Don't be alarmed," he said. "You are looking for Jesus the Nazarene, who was crucified. He has risen! He is not here. See the place where they laid him.

You will need:

Cupcakes

Icing

A spoon

Sweets for the centre

Method:

- 1) Use the spoon to take the top off a cupcake. Once you've taken it off, make a small hollow in middle of the cake.
- 2) Fill the middle of the cupcake with sweets and pop the top back on.
- 3) Cover the top of the cupcake with icing, making sure you conceal that it has been tampered with!

How to use it:

Encourage the children to hollow out and fill the cupcakes with sweets themselves, before icing the top.

Make enough so the children can have one for themselves, plus some that the group can share with others. Do they think people will be surprised by the sweet centre? Discuss what surprises us. Why might Mary and the other women have been surprised to find the tomb empty? What would your reaction be to the news that Jesus had risen?

SIGHT | TOUCH | TASTE

